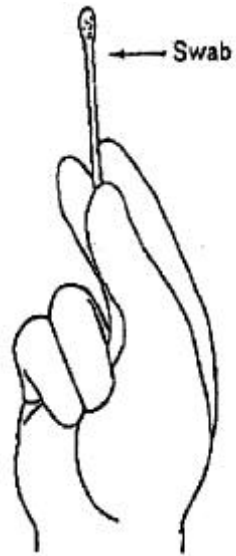



# Vaginal Self-Swab Collection Instructions



## Step 1.

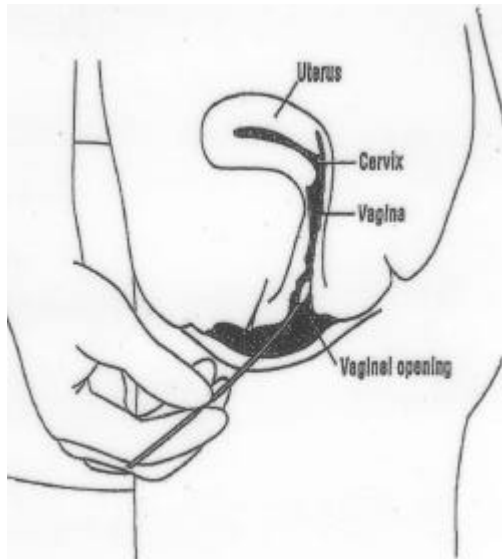
Open kit and remove tube and package with orange writing. Remove the swab from the package. Do not touch the tip of the swab.



## Step 3.

**Remove cap** from test tube. Place swab in test tube. Make sure the tip of the swab reaches the bottom of the tube. Do not puncture the foil cap.

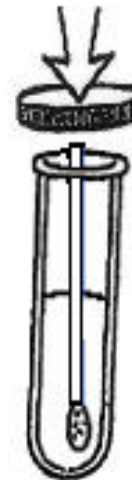
Break swab shaft at the score mark.



## Step 2.

Put the tip of the small swab about 2 inches into the opening of your vagina and make two small, slow circles with the tip.

Make sure the swab touches the sides of your vagina. Take the swab out of your vagina.



## Step 4.

Put cap back tightly on test tube to prevent any leaking. Try not to splash the liquid out the tube.

## Step 5.

Discard wrappers. **Wash your hands.** Return the tube to the health worker.